



DJK Europe GmbH

NM-EJP6A

SPG by

Panasonic

■ Screen Printer

Excellent cost performance while achieving high productivity and stable quality.

New type of cleaning unit and solder paste auto feeding cut running costs.

Line solutions with Panasonic placement machine can enhance total quality.



Model ID	SPG
Model No.	NM-EJP6A
PCB dimensions (mm)	L 50 x W 50 to L 510 x W 460
PCB exchange time	6.5 s (incl. PCB recognition) (when PCB is L350 x W300) *1
Repeatability	±12.5 µm (Cpk ≥ 1.33)
Screen frame dimensions (mm)	L 736 x W 736, L 650 x W 550, L 600 x W 550*2
Electric source	1-phase AC 200, 220, 230, 240 V ±10V 1.7 kVA*3
Pneumatic source	0.5 MPa, 30 L/min (A.N.R.), (motor vacuum spec), 400L/min (A.N.R.) (ejector vacuum spec)
Dimensions (mm)	W 1 580 x D 1 800 *4 x H 1 500 *4
Mass	1 500 kg*5

*1: PCB pressing-down unit and so forth.

*2: For mask specifications, please see the specification.

*3: Including blower and vacuum pump "Option"

*4: Except for the signal tower and the touch panel.

*5: In case of full options

*Values such as cycle time and accuracy may vary depending on operating conditions.

*Please refer to the "Specification" booklet for details.



Contributing to your global success


2013

**Electronics Assembly System
catalog**

■ Features that enable high productivity and stable quality ■

■ Hybrid squeegee head

Hybrid squeegee head, which has a good track record with our highly functional models, is equipped as standard. Together with stabilizing rolling solders, printing cycle time is reduced.




1 sec saved than conventional*

UP/DOWN motion: Motor Control

With printing pressure monitor function

■ High-speed mask cleaning

New-type cleaning mechanism reduces paper consumption. Moreover, parallel processing of transfer and cleaning cuts back loss time.

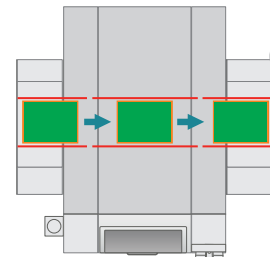


Paper consumption 6mm/time

When compared with SP18 (varies depending on operating conditions)

■ 3 conveyors equipped

3 conveyors are equipped as standard for shorter PCB exchange time. (supported PCB length up to MAX 350mm)




3 sec saved than conventional*

■ We provide optimum options according to your production style ■

■ Pot-type solder paste auto feeding unit

Controlling solder volume on mask by line sensor, it enables continuous printing for a long time with stable quality.




Productivity improvement

line sensor

■ One-touch support pin set

This is a support unit for batch replacement of support pins. Magnet pins can be set at arbitrary positions by checking PCB.



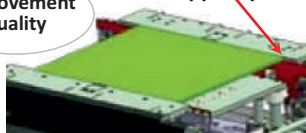
Changeover friendly

■ PCB support function

The support plates, integrated with the conveyor rails, support the back side of the PC board from end to end, which realizes the stabilization of printing quality.

improvement quality

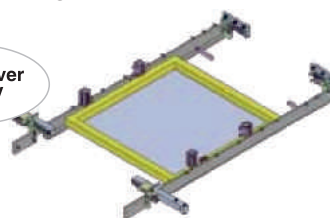
support plate



■ Universal mask holder

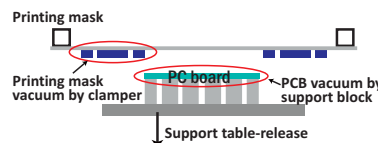
One step change of a mask size without using tools can dramatically ease your changeover tasks.

Changeover friendly



■ Mask vacuum support mask-release

Printing mask can be vacuumed during printing and support-table release. It can enable more stable printing by eliminating shift and stick of a mask.



Printing mask

Printing mask vacuum by clammer

PC board

PCB vacuum by support block

Support table-release

Line solution

■ Inspection results feedback support

According to the correction data of shifted printing positions analyzed by solder paste inspection (APC correction data), it corrects printing positions (X,Y,θ)

*3D inspection equipment of another company can be also connected. Please inquire with your sales representative for more details.

improvement quality

APC correction data

2D inspection head



SPG

NPM-D

Productivity enhancement

■ Pattern recognition feature

Printing positions are corrected by recognizing deviations of each FPC on carrier (standard feature) Information on defective FPC with large deviations can be transferred to placement machines (customized support*)

*Please confirm with our sales representatives for details.



Safety Cautions



Please read the User's Manual carefully to familiarize yourself with safe and effective usage procedures.



To ensure safety when using this equipment all work should be performed according to that as stated in the supplied Operating Instruction. Read your operating instruction manual thoroughly.



Panasonic Group products are built with the environment in mind.
<http://panasonic.net/eco/>



Panasonic Group builds Environmental Management System in the factories of the world and acquires the International Environmental Standard ISO 14001:2004

Inquiries...

DJK Europe GmbH
Mergenthalerallee 79-81,
65760 Eschborn, Germany,
Tel : +49-6196-776-14-20,
Fax : +49-6196-776-14-19,
E-mail: sales-smt@djkeurope.com
www.djkeurope.com